



THE SANDUR MANGANESE & IRON ORES LIMITED

NSE: SANDUMA | BSE: 504918
BLOOMBERG: SANDUMA:IN

Scaling New Heights Through Integrated Excellence



Q4FY26
Earnings Presentation
MAY 2026

About SMIORE Group

SMIORE at a Glance

Vast Mining Reserves with Leases up to 2033

15 MT

Manganese Ore

138 MT

Iron Ore

Captive Energy Arrangements Under JV Companies



42.9 MW

Renew Sandur: Solar-Wind Hybrid Energy



20.4 MW

Arjas Amplus: Solar Energy

Current Capacities



0.599 MTPA

Manganese Ore



4.45 MTPA

Iron Ore



95,000/1,25,000 TPA

Ferroalloys (SiMn/ FeMn)



0.50 MTPA

Coke



32 MW

SMIORE WHRB[^]-based Power



0.585 MTPA

Steel



21 MW

Arjas WHRB^{**}-based Power

7+ DECADES

As one of the most respected private sector merchant miners of manganese and iron ores

2nd LARGEST

Manganese ore miner in India

3rd LARGEST

Iron ore miner in Karnataka

Top 5

Amongst the top 5 players in SBQ steel

A+ / STABLE

CRISIL and ICRA RATED

Robust credit rating for term loans and cash credit

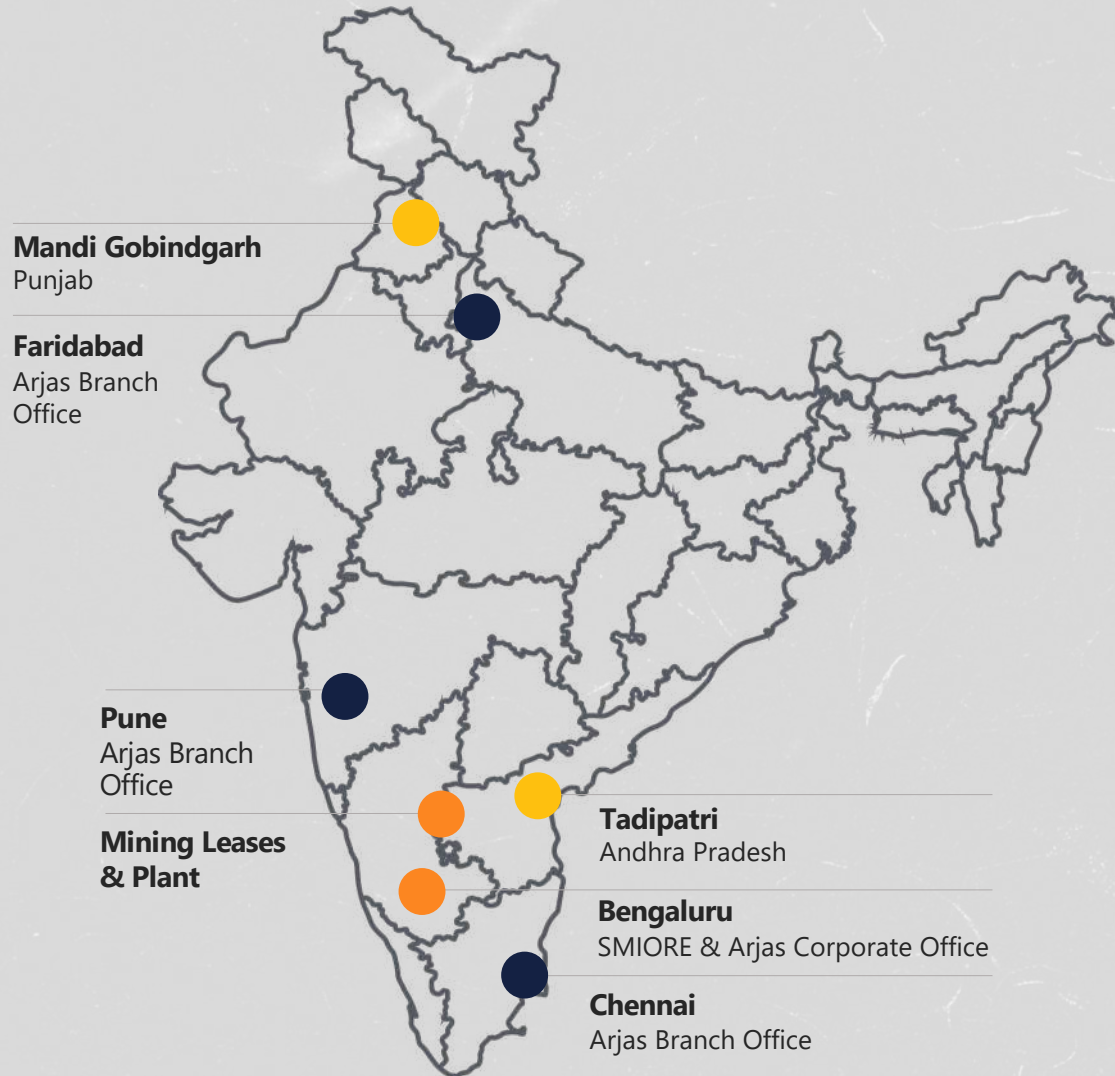
4,326*

SMIORE family members

*As on 31 March 2026 | Consolidated employee count; **WHRB stands for Waste Heat Recovery Boilers

About SMIORE Group

Geographical Footprint



Map not to scale, only for illustration purposes

Corporate Office

Bengaluru, Karnataka

Mining Leases

Deogiri, Kammathuru,
Subbarayanahalli and Ramghad
Sandur, Ballari District, Karnataka

Ferroalloy Plant, Power Plant, Coke Oven Plant

Vyasankere, Vijayanagara
District, Karnataka

Steel Plants

- Tadipatri, Andhra Pradesh
- Mandi Gobindgarh, Punjab

Arjas Regional Offices

- Pune, Maharashtra
- Chennai, Tamil Nadu
- Faridabad, Haryana



About SMIORE Group

Values that Drive Us

“All that we get (earn) from the soil of Sandur in one form or the other should be primarily used to benefit Sandur.”

LATE M.Y. GHORPADE, FOUNDER PATRON

“We are seizing opportunities for expansion, driving ambitious growth plan with capital allocation discipline, and laying the foundations for a lasting legacy. We are not just creating value for today; we are forging the path to industry leadership for tomorrow.”

BAHIRJI A. GHORPADE, MANAGING DIRECTOR

Foundational Tenets

1

Scientific Mining
& Sustainable
Operations

2

Environment
Preservation, Community
Development &
Sustainable Practices

3

Achieve Excellence
with Simplicity and
be the Customers'
Choice

4

Employee
Welfare &
Development

5

Safety First,
Integrity
Always

6

Adherence to
Highest Corporate
Governance
Standards

Some of Our Successful Employee Welfare Programs

- **Food Security:** A food package for a family of 5 costs ₹ 145 against actual cost of ~₹4,000, balance being absorbed by the Company.
- **Subsidized LPG Cylinder:** SMIORE provides subsidised LPG cylinders to a large subset of its employees with a 90% subsidy to prevent them from cutting trees for fuel.
- **Other:** Includes cloth subsidy, celebratory benefits, medical care, sickness benefits, education & training facilities, housing & electricity, and many more.

Recognition of Our Values & Efforts Towards Environment Stewardship



7-STAR Rated Mine Recognition presented by Shri Bhajanlal Sharma, Hon'ble Chief Minister of Rajasthan, in the esteemed presence of Shri G. Kishan Reddy, Hon'ble Union Minister of Coal and Mines in July 2025.

About SMIORE Group

SMIORE Group's Environment Stewardship

Highlights of FY26

94,500

Saplings planted

8.75 Ha

Land reclamation by backfilling

15 Ha

Rehabilitated afforested area

Scientific Studies & Audits Undertaken



Environmental Impact Studies by Indian Council of Forestry Research and Education



Water Audits by Central Ground Water Authority accredited auditors



Energy Audits by Bureau of Energy Efficiency accredited agencies



Wildlife Conservation Studies by Zoological Survey of India

7-Star Rated Mines Recognition

Highest mining industry recognition from the Ministry of Mines for 2023-24, with the distinction of being 1st among the industry

Renewable & Clean Energy Transition

- 42.9 MW SMIORE Hybrid Renewable Capacity (SPV)
- 32 MW SMIORE WHRB Capacity
- 20.4 MW Arjas Solar Capacity (SPV)
- 21 MW Arjas Gas-Recovery Based Capacity

Zero Discharge

Ferroalloys plant operations

100% Scrap Recycled

At Arjas Steel facility

Consistent 5-Star Mines Rating

For past 10 years, since the inception of Sustainable Development Framework (SDF) by Ministry of Mines

1,752 hectares dedicated forest land

Out of 2,000 hectares of mining leases i.e. 88% forest cover of total lease area

~4 million saplings

Planted over last ~4 decades at mining locations

About SMIORE Group

Safety First Culture

Proactive hazard

Reporting systems
in place

~7,237

Direct & indirect Employees
covered under comprehensive
safety programs

In compliance

With regulatory
safety standards

Conforming to stringent quality, health and process efficiency standards:



Safety Awards & Recognitions



Safety Framework

- 1 Safe & scientific operations
- 2 Strict adherence to safety protocols
- 3 Employee safety training & awareness programs
- 4 Inclusive, caring work environment with a strong sense of belonging
- 5 Continuous risk assessment & mitigation

About SMIORE Group

Enabling Sustainable Growth for Nation-Building

"To foster a happy and content society by harnessing effective technologies to raise living standards and improve infrastructure locally. Focus on education, healthcare, sports promotion, rural youth training, solar power, clean drinking water, and sanitation for all."

Key Focus Areas



Education Promotion

14 Educational Institutions Supported
~6,000 students Served across SES & SSS schools
~450 staff members Employed
Sandur Vidya Prothsaha Scholarships (SVPS) program
Establishment of skill development institute (ITI), Stem Labs for advanced education & scholarship to govt. school students



Healthcare Initiatives

Arogya Community Health Centre and other dispensaries in Sandur
Specialist health camps (cancer, cardiac, pediatrics)
Free consultations & medicines for employees and families
Ambulance services across multiple locations
Equipment supply to Govt. hospitals in Tadipatri & improving infra at Super Speciality Hospital Anantapur



Rural Development

Community facilities enhancement
Village development programs
Solar power initiatives for homes and streets
Clean drinking water & sanitation projects
Installation of solar lights, roads & culverts, public toilets, work on river-bed, etc.



Cultural Preservation

Sandur Kushala Kala Kendra (SKKK) Support
Traditional arts & crafts preservation
Tribal community empowerment
Income opportunities for tribal artisans
Suryaprabha A. Ghorpade (on behalf of SKKK) awarded 'Kamaladevi Chatopadhyay Award' for Social Impact in the Craft Sector (2024)

About SMIORE Group

Recent Milestones

April 2023

Received Environmental Clearance for mining expansion from 1.6 to 4.5 MTPA of iron ore

January 2024

SMIORE crossed \$1 billion in market capitalization

April 2024

Announced strategic business acquisition of Arjas Steel Private Limited

November 2024

Completion of strategic business acquisition of Arjas Steel Private Limited

February 2025

Commissioned Garret Coiler facility (Trial production) at Arjas Steel Tadipatri plant

May 2025

Receipt of approval for enhancement of Permissible Annual Production limit from Central Empowered Committee (CEC) for iron ore production from 3.81 MTPA to 4.36 MTPA

October 2025

For the first time ever, SMIORE became part of the Top 500 listed companies by Market Capitalisation on 14 October 2025 with a rank of #494

March 2026

Early payment of Non-Convertible Debentures (NCD) worth ₹423 Crore, through internal accruals, prior to its maturity date

June 2023

Commissioned 42.9 MW captive hybrid renewable energy project

February 2024

Received enhanced MPAP of 3.81 MT of iron ore and 0.462 MT of manganese ore from the Monitoring Committee

September 2024

Enhancement in EC for iron ore of 0.216 MTPA at Ramghad mines and received additional Consent for Operation for manganese ore of 0.12 MTPA

January 2025

Receipt of approval for enhancement of Permissible Annual Production limit of iron ore to 4.36 MTPA

April 2025

Received Consent for Operation - Expansion for enhancement of iron ore production from 3.81 MTPA to 4.36 MTPA & handling of incidental iron ore of 0.327 Million Tonnes within 31 August 2026

September 2025

Concluded Bonus Issue in the ratio of 2:1 i.e., 2 bonus equity shares for every 1 equity share held, to reward our shareholders

December 2025

Arjas Steel commissioned its new Ingot Casting Facility at Tadipatri, elevating its product capabilities and strengthening its position in high value-add portfolio

April 2026

SMIORE is the first private mines in Ballari and Vijayanagara Districts setting up of Downhill Pipe Conveyor



About SMIORE Group

Transforming Business Canvas



*Note: Existing Ferroalloys capacities are used primarily to produce SiMn/FeMn, hence capacity calculations are as per SiMn/FeMn. However, the Company plans to add new products, hence actual capacities may differ as per the product-mix.

^Steel segment added with effect from 11 November 2024 through the strategic business acquisition of Arjas Steel Private Limited.

Business Verticals Review

Mining - Our Mainstay

Capacity Enhancement

Manganese ore production capacity has been enhanced from 0.28 MTPA to 0.46 MTPA, with subsequent enhancements to 0.58 MTPA and ultimately to 0.599 MTPA. Similarly, iron ore production capacity has risen from 1.60 MTPA to 3.81 MTPA, and further to 4.45 MTPA. All proposed expansions duly comply with the environmental norms and the parameters set by the Hon'ble Supreme Court.

- Mining manganese and iron ores from two mining leases located in Sandur (Karnataka).
- Fully-mechanized iron ore mining contributing to higher margins.
- Semi-mechanized, labour-intensive, low-phosphorus manganese ore mining with relatively lower margins but generating large scale employment opportunities.
- Mining operations with proven **operating metrics & track record** in the Industry.
- Mining operations are conducted in adherence to the environmental and regulatory norms.

MANGANESE ORE

0.599 MTPA

Capacity



Mn

IRON ORE

4.45 MTPA

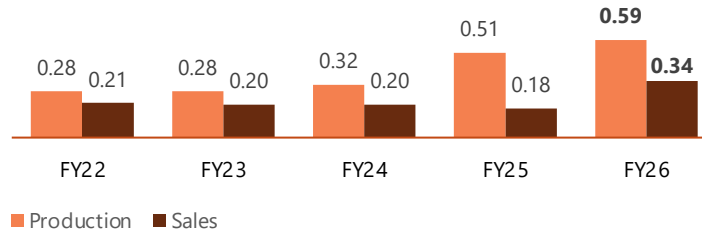
Capacity



Fe

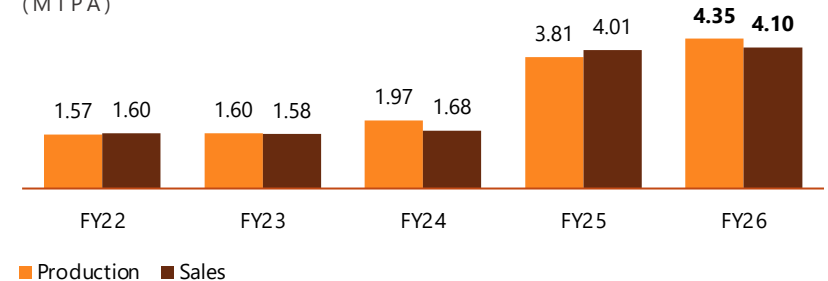
HIGHEST-EVER PRODUCTION (+15% YOY) AND SALES (+93% YOY) VOLUMES IN FY26

MANGANESE ORE MINING OPERATIONS (MTPA)



HIGHEST-EVER PRODUCTION (+14% YOY) AND SALES (+2% YOY) VOLUMES IN FY26

IRON ORE MINING OPERATIONS (MTPA)



Business Verticals Review

Ferroalloys - New and Improved

Ferroalloys

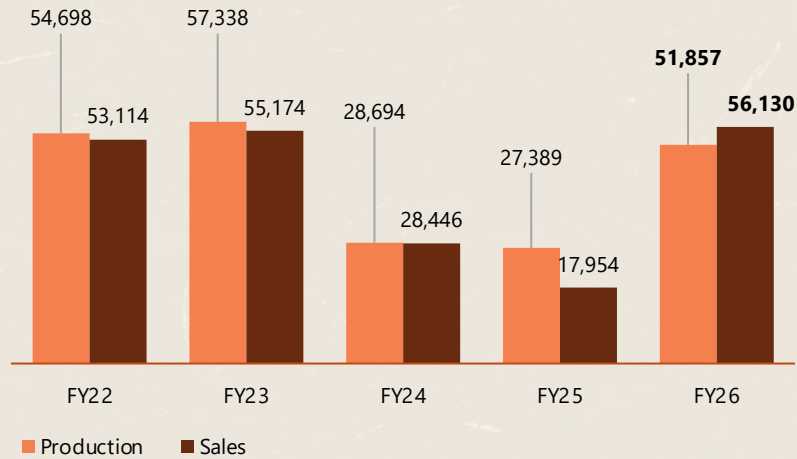
Turnaround of Ferroalloys operations in FY21 through feasible power generation

The combination of Coke Oven Plant and WHRB generates power as a by-product, thus leading to substantial savings by eliminating the need for thermal coal

Achieved a shift towards cleaner sources of energy such as Waste Heat Recovery & Green Energy against previously used coal-based energy

Effective power generation cost was reduced significantly post commissioning of WHRB & further setup of hybrid renewable energy plants

FERROALLOYS OPERATIONS (TPA)



95,000/1,25,000 TPA
(SiMn/FeMn) Capacity

Key products
Silicomanganese and Ferromanganese



CAPACITIES

FY20
32,000 TPA

FY21
**48,000/
66,000 TPA**
(SiMn/FeMn)

FY22 Onwards
**95,000/
1,25,000 TPA**
(SiMn/FeMn)*

*Note – Existing capacities are used primarily to produce SiMn/FeMn, hence capacity calculations are as per SiMn/FeMn. However, the Company plans to add new products, hence actual capacities may differ as per the product-mix.



Business Verticals Review

Coke and Energy - Strengthening Operations

0.5 MTPA

Coke Oven Plant
with 4 operational
Batteries

March **2018**

Started expansion
work for Coke Oven

32 MW

2 Waste Heat Recovery
Boilers (WHRB) with a
cumulative capacity of
32 MW for generating
cleaner energy

18 January **2021**

Fully commissioned
Coke Oven Plant



Business Verticals Review

Steel - New Growth Engine

0.585 MTPA

Cumulative steel manufacturing capacity

Steel Segment Overview

- Integrated into SMIORE via strategic business acquisition with effect from 11 November 2024
- Represents material subsidiary Arjas Steel and its step-down subsidiary Arjas Modern Steel
- Dual-manufacturing technologies:
 - BOF route at Arjas Steel
 - EAF route at Arjas Modern Steel

2

Production facilities, one each in Andhra Pradesh & Punjab

Focused on **specialty steel segment**, particularly high quality auto grade Special Bar Quality (SBQ) steel products

Amongst the **top 5 players** in this very specialized industry

~41 MW

Arjas Energy Portfolio (Solar + Waste-Heat)

Integrated manufacturer from coke, sinter, hot metal & billets, to value-added bars and other downstream products

Manufacturing over **100+ grades** with varied automotive & industrial applications

Marquee OEM clientele (direct & via supply-chain partners)

PV



CV & Off-road



2W



Strong Business Profile

1

High-quality convertor: SBQ steel has better realizations and margins vis-à-vis commodity steel products

2

Strong entry barriers: Empanelled vendor, after a stringent process, with numerous auto-Original Equipment Manufacturers (OEM) over many years of operations

3

Strategic locations: To cater to auto OEM clusters in both South & North India

4

Focusing on growing non-auto opportunities: Working on product development for non-auto sectors like Railways (already RDSO approved), Energy, EVs, Exports, Defence and Aerospace

Conclusion

SMIORE Group in a Nutshell

Strong

Balance Sheet

Robust balance sheet with controlled leverage, even post acquisition



Mahatma Gandhi called Sandur an "oasis" when he visited it in 1934 and wrote: "A small oasis in South India has thrown open temples to the Harijans, the heavens have not fallen"

125th BIRTH ANNIVERSARY OF
MAHATMA GANDHI
STATUE UNVEILED BY
H.E. SHRI KHURSHED ALAM KHAN
GOVERNOR OF KARNATAKA
SHRI M.Y. GHORPADE
M.L.A., SANDUR
PRESIDED
11th OCTOBER 1995

Purpose-Led Organisation

Adhering to the highest standards of corporate governance, employee welfare sustainability and environment stewardship



Disciplined

Capital Allocation

Guided by strong parentage

Robust & Growing Cash Flows

Through long-standing and recently expanded mining operations

Ancillary Coke & Energy and Ferroalloys

Contributing to business resilience and financial performance



Emerging Integrated Player

Merchant miner to specialty steel manufacturer, to enjoy benefits of higher conversion and margins

Strategic Inorganic Growth

Strategic business acquisition & integration of Arjas Steel has accelerated SMIORE's entry into the steel industry, in a niche sub-segment (SBQ & alloy steel)

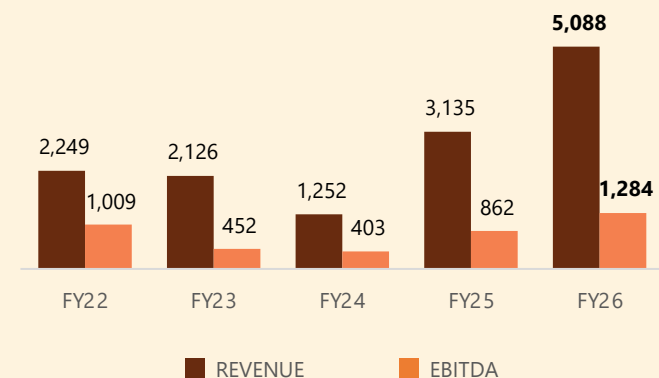


Financials Review

Key Performance Indicators (Consolidated)

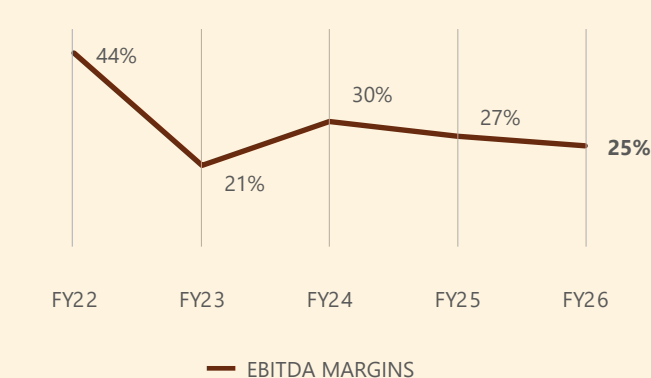
REVENUE, EBITDA

(₹ IN CRORE)



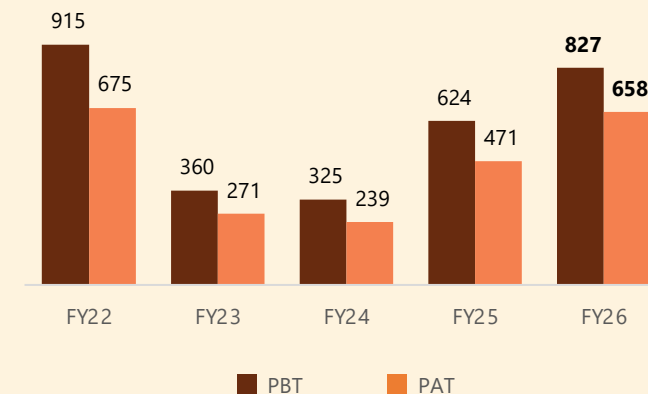
EBITDA MARGINS

(IN %)



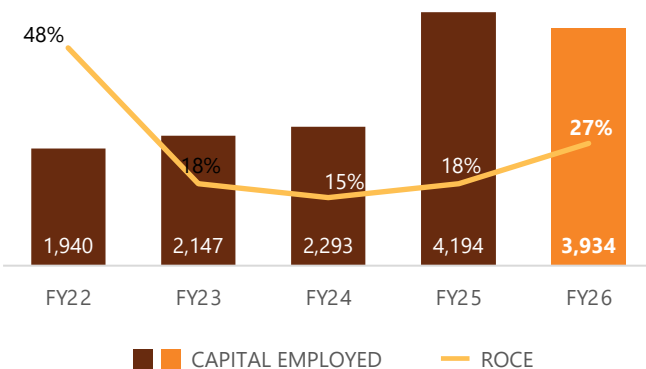
PBT & PAT

(₹ IN CRORE)



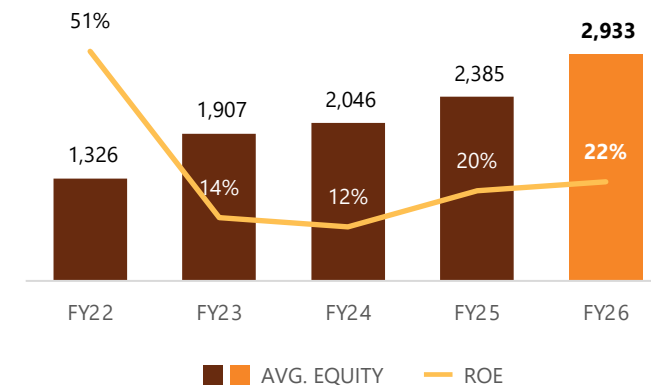
CAPITAL EMPLOYED, ROCE

(₹ IN CRORE & IN %)



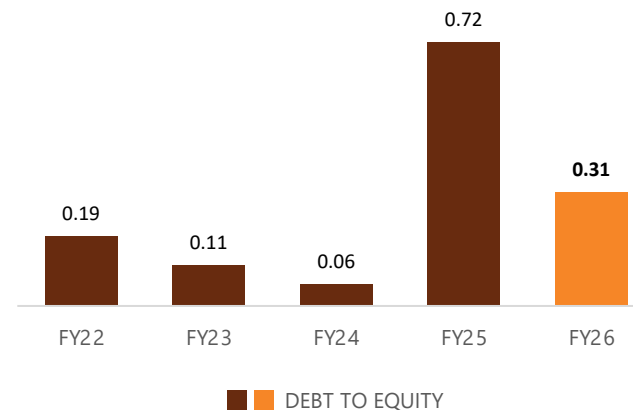
EQUITY, ROE

(₹ IN CRORE & IN %)



GROSS DEBT TO EQUITY

(IN TIMES)





Q4FY26 Review Section





Q4FY26 Performance Highlights

Q4FY26 Operational Highlights



	MANGANESE ORE	IRON ORE	FERROALLOYS	COKE	STEEL
Production	2.02 Lakh Tonne	12.65 Lakh Tonne	13,371 Tonne	0 Tonne*	1.07 Lakh Tonne
Sales	1.20 Lakh Tonne	15.10 Lakh Tonne	18,241 Tonne	5,181 Tonne	1.10 Lakh Tonne
YoY Sales Volume Change	162%	12%	689%	(73%)	11%
QoQ Sales Volume Change	36%	58%	4%	(5%)	11%
Sales Volumes Remarks	Significant Increase in YoY & QoQ	Increase in YoY & Significant Increase in QoQ	Significant Increase in YoY & Marginal Increase in QoQ	Significant Decrease [^] in YoY & Marginal Decrease in QoQ	Notable Increase in YoY & in QoQ
Average/Tonne Realization	₹6,935/-	₹2,834/-	₹67,773/-	₹21,432/-**	₹70,361/-
QoQ Change in Realizations	7%	(1%)	5%	(17%)	0%

*Excludes production under contract manufacturing of 57,454 tonnes during the quarter. | **Excludes conversion & screening income under contract manufacturing of ₹ 10.63 Crore during the quarter. | YoY = Q4FY26 vs. Q4FY25, QoQ = Q4FY26 vs. Q3FY26. |

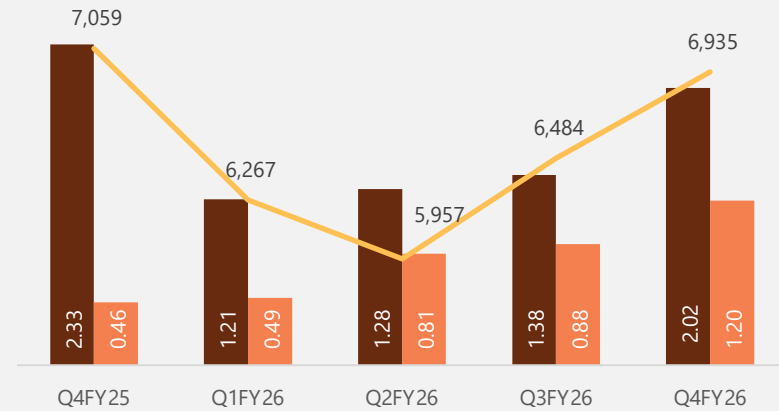
[^]Due to volumes under conversion contract

Q4FY26 Performance Highlights

Q4FY26 Segment Highlights

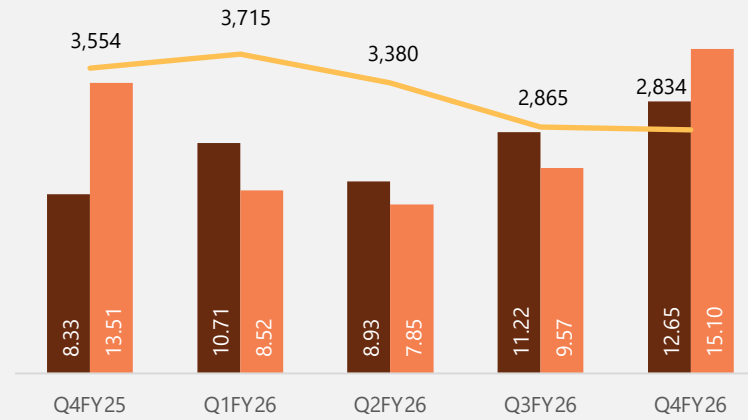
MANGANESE ORE OPERATIONAL PERFORMANCE

(Lakh Tonne & ₹/Tonne)



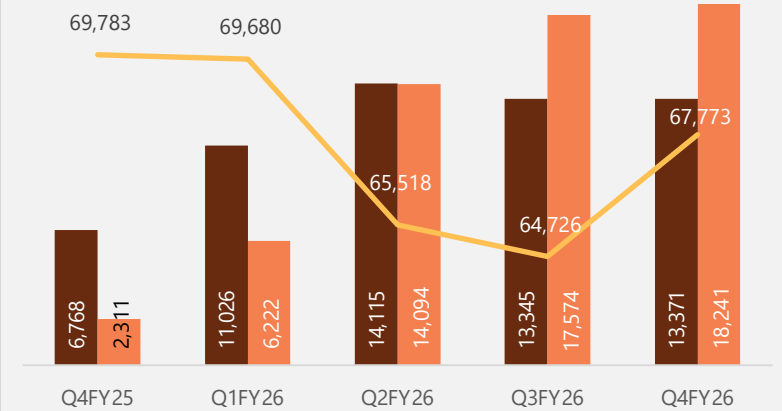
IRON ORE OPERATIONAL PERFORMANCE

(Lakh Tonne & ₹/Tonne)



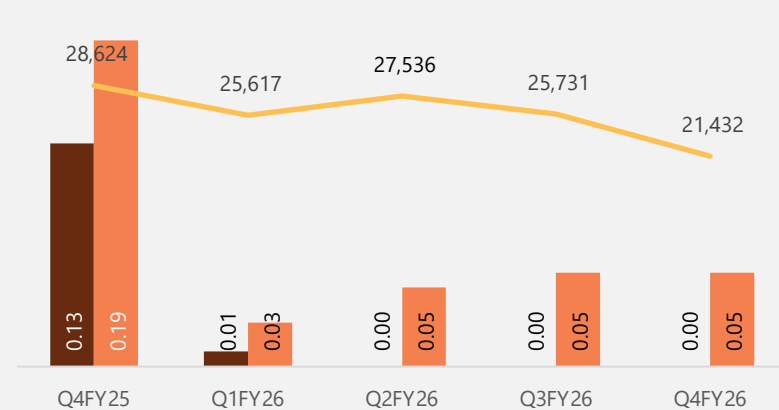
FERROALLOYS OPERATIONAL PERFORMANCE

(Tonne & ₹/Tonne)



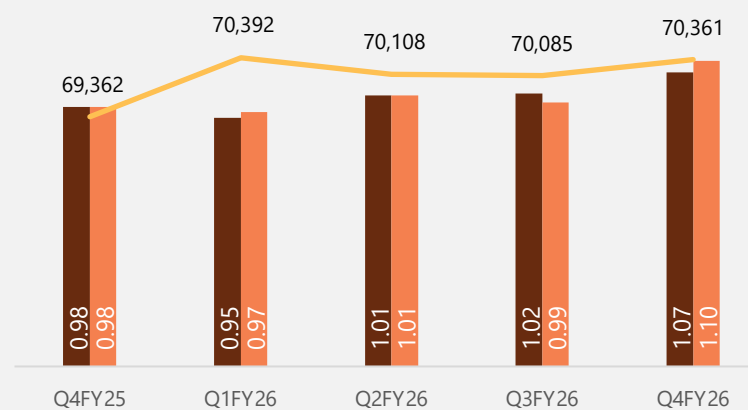
COKE OPERATIONAL PERFORMANCE

(Lakh Tonne & ₹/Tonne)



STEEL OPERATIONAL PERFORMANCE

(Lakh Tonne & ₹/Tonne)



Production Sales Realisations

Note – Coke Operational Performance excludes production under contract manufacturing of 57,454 tonnes during the quarter. It also excludes conversion & screening income under contract manufacturing of ₹ 10.63 Crore during the quarter.

Note – Steel segment (Arjas Steel) consolidated with effect from 11 November 2024. Q3FY25 production & sales volume is for the full quarter, however, only November & December numbers have been consolidated in SMIOR post-acquisition closure.

Q4FY26 Performance Highlights

Q4FY26 Financial Highlights

Standalone

(In ₹ Crore)

687

Total Income

308

EBITDA

196

PAT

3,109

Shareholders' Funds

	Total Income	EBITDA	PAT	Capital Structure
Growth (YoY)	14%	26%	41%	-
Growth (QoQ)	35%	52%	81%	-
Margin	-	45%	29%	-
Margins Expansion/ (Contraction) (YoY)	-	4.5%	5.5%	-
Gross Debt/Equity	-	-	-	0.11

Consolidated

(In ₹ Crore)

1,531

Total Income

406

EBITDA

236

PAT

3,254

Shareholders' Funds

	Total Income	EBITDA	PAT	Capital Structure
Growth (YoY)	15%	25%	51%	-
Growth (QoQ)	24%	46%	104%	-
Margin	-	27%	15%	-
Margins Expansion/ (Contraction) (YoY)	-	2.1%	3.7%	-
Gross Debt/Equity	-	-	-	0.31

FY26 Performance Highlights

FY26 Financial Highlights

Standalone

(In ₹ Crore)

2,076

Total Income

923

EBITDA

543*

PAT

3,109

Shareholders' Funds

	Total Income	EBITDA	PAT	Capital Structure
Growth (YoY)	3%	27%	22%	-
Margin	-	44%	26%	-
Margins Expansion/ (Contraction) (YoY)	-	8.2%	4.1%	-
Gross Debt/Equity	-	-	-	0.11

Consolidated

(In ₹ Crore)

5,163

Total Income

1,284

EBITDA

658*

PAT

3,254

Shareholders' Funds

	Total Income	EBITDA	PAT	Capital Structure
Growth (YoY)	61%	49%	40%	-
Margin	-	25%	13%	-
Margins Expansion/ (Contraction) (YoY)	-	(2.0%)	(1.9%)	-
Gross Debt/Equity	-	-	-	0.31

Q4FY26 Performance Highlights

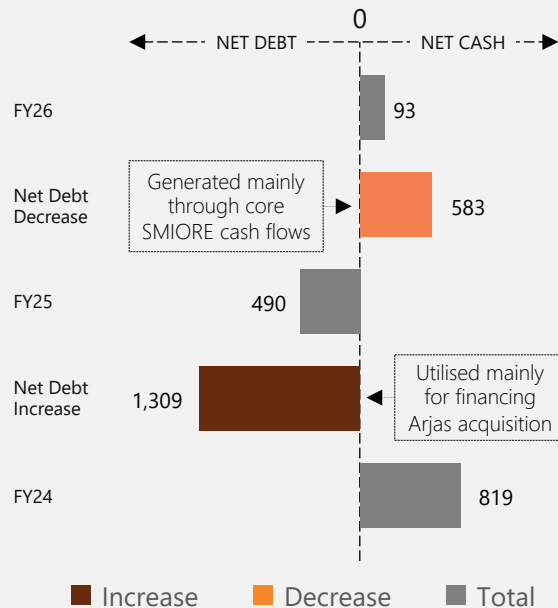
Group Debt Profile

A+/STABLE

CRISIL and ICRA RATED

Robust credit rating for term loans, cash credit

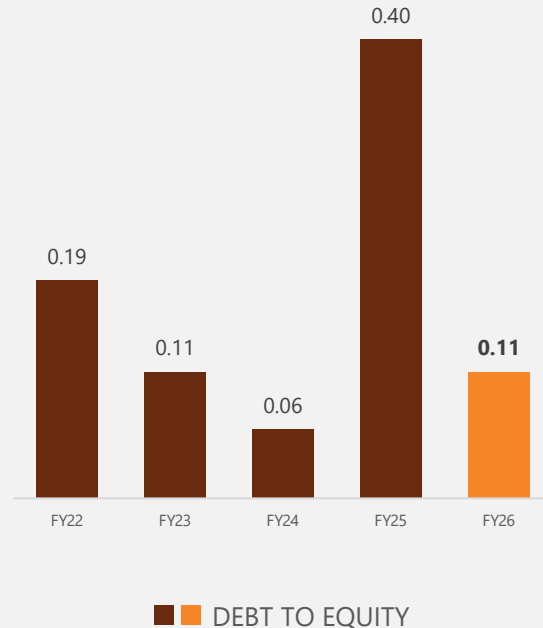
STANDALONE DEBT MOVEMENT (₹ IN CRORE)



0.31

Consolidated
Net Debt to Equity

STANDALONE DEBT TO EQUITY (IN TIMES)



Healthy Liquidity Profile

1

Standalone Cash & Cash Equivalents of **₹ 419 Crore**

2

Consolidated Cash & Cash Equivalents of **₹ 444 Crore**



Strong Credit Profile

1

Access to diversified sources of funds: banking channels & capital markets

2

Debt raise from capital markets with maiden NCD issue in FY25

3

Early payment of NCDs through healthy cash generation from core business in FY26

Q4FY26 Performance Highlights

Management Commentary

"FY26 closes with all-time-high mining volumes & a standalone net debt free balance sheet, reflecting strong operational execution and setting a robust foundation for accelerated performance in FY27."

BAHIRJI A. GHORPADE, MANAGING DIRECTOR



Mining

Our mainstay mining segment continued to be the bedrock of our financial performance, with another year of robust performance across both products during FY26. Production and sales volumes for both manganese ore and iron ore reached an all-time high milestone during the year. Manganese ore production grew 15% YoY, with sales volumes rising 93% YoY, supported by sequential improvements in dispatches across all four quarters of FY26, both in external sales and captive consumption at our Ferroalloys facility. Iron ore production also expanded 14% YoY, with sales up marginally by 2% YoY. We are carrying some closing stock of iron ore from the current financial year. For FY27, we will be fully utilising our 4.45 MTPA Maximum Permissible Annual Production Limits (MPAP) for iron ore, and additionally have the approvals to sell already excavated incidental iron ore production amounting to 0.327 million tonnes.

From a realisations standpoint, FY26 was a muted year, with prices across both products bottoming out in Q2 and Q3. The recent improvement in domestic benchmark realisations in April across both manganese ore and iron ore, however, supports a good start to FY27.

DCS Project at Mines

We are pleased to report progress on our Downhill Conveyor System (DCS) project at the mines. We have executed a Forest Lease Agreement for the establishment of a 1.2 km long Downhill Pipe Conveyor System, which is expected to be operational within H1FY27. The project will enable environment-friendly transportation of ore and is expected to fetch better realisations as the ore will now be delivered directly to the railway siding, for the ease of our customers. Notably, SMIORE is the first private mine in the Ballari and Vijayanagara district to comply with setting up a Downhill Pipe Conveyor for Ore Evacuation, in line with the directions of the Hon'ble Supreme Court. This investment reflects exactly the kind of capital allocation SMIORE aspires to, that delivers value for all its stakeholders, customers, shareholders, and the environment, together.

Coke and Energy

Coke volumes under the conversion agreement remained consistent through FY26, with 2 of our 4 batteries operational. We are pleased to share that we have contracted the same capacity for FY27 as well, which will ensure continuity of operations from these 2 batteries. We are also actively engaging with additional customers to further expand the

scope of our contract manufacturing by recommencing production from the remaining 2 batteries. This is aimed at improving overall utilisation of our Coke Oven batteries from the current ~46%, which will also enable higher energy generation through our waste heat recovery mechanism.

Ferroalloys

Ferroalloys production improved sequentially across each quarter of FY26, which is a notable achievement for this segment. While market conditions remained challenging through most of FY26 for the Ferroalloys industry, we are now seeing initial signs of recovery, with a more supportive operating environment for the broader iron and steel industry. The recent improvement in Ferroalloys realisations is also encouraging. While we have maximised production from the two operational furnaces through effective power balancing and process optimisation, we are hopeful that the recommencement of the remaining 2 Coke Oven batteries will help with better utilisation of capacities in FY27.

Arjas Steel

Arjas Steel registered a notable increase in production and sales dispatches during Q4, with significant progress on both YoY and sequential basis. EBITDA margins,

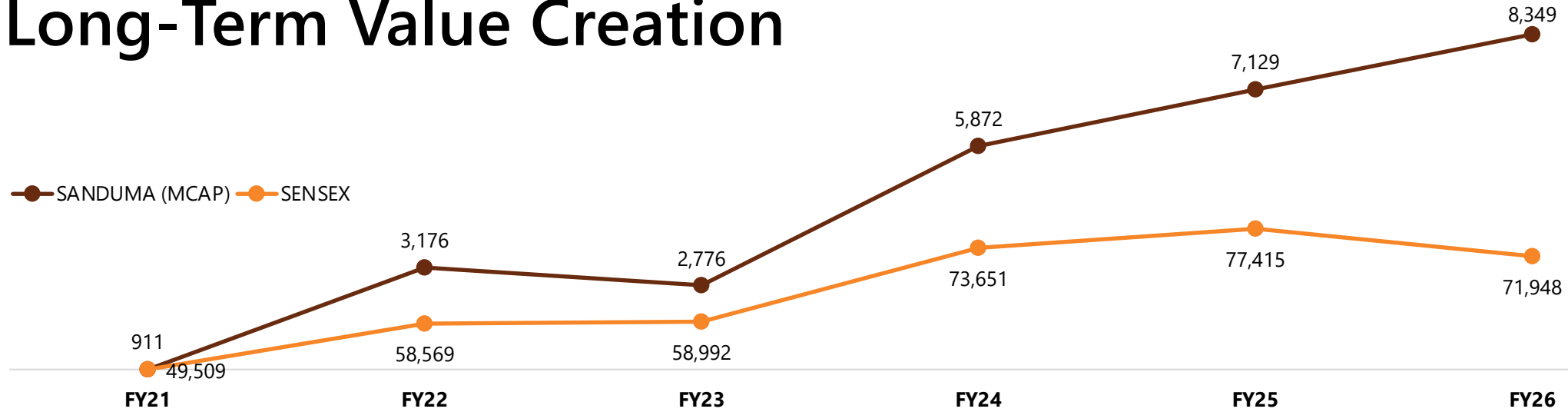
which were relatively muted in the previous two quarters, have also improved notably in Q4. We anticipate stronger performance from Arjas Steel in FY27, supported by further potential to increase production from existing capacities, alongside a more conducive operating environment for both the Alloy Steel and Automotive industries.

Deleveraging and Shared Value Creation

Lastly, I am pleased to share that, on the back of strong internal accruals, SMIORE has achieved standalone net debt free status as of 31 March 2026. This was supported by the prepayment and redemption of Non-Convertible Debentures (NCDs) worth ₹423 crore in March, ahead of their maturity date. Further, given the robust operational and financial performance of the Company, the Board of Directors has recommended a final dividend of ₹0.5 per equity share, subject to shareholder approval at the ensuing AGM. SMIORE continues to deliver on its ethos of shared value creation for all its stakeholders.

Performance Highlights

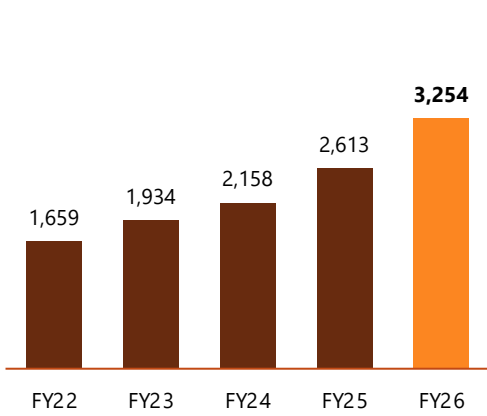
Long-Term Value Creation



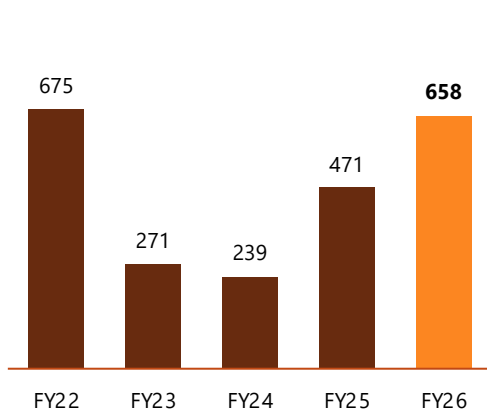
Balance Sheet Management

-  Robust Cash Flows
-  Disciplined Capital Allocation
-  Operational Excellence

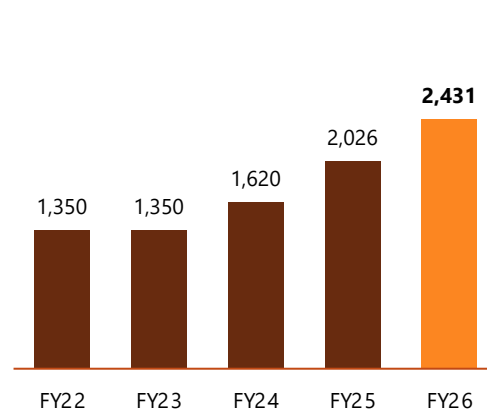
NET WORTH (₹ IN CRORE)



PAT (₹ IN CRORE)



DIVIDEND PAYOUT (₹ IN LAKH)



Note: Based on BSE data | Market Capitalisation (MCAP) in Crore. FY26 PAT has an impact of a one-time exceptional item (New Labour Codes) of ₹27 crore (Consolidated).



Q4FY26 Performance Highlights

Capital Market Snapshot

₹217

Current Market Price

₹273/141

52 Week High/Low

₹10,548

 Crore

Market Capitalization

48.61

 Crore

Shares Outstanding

504918

BSE Scrip Code

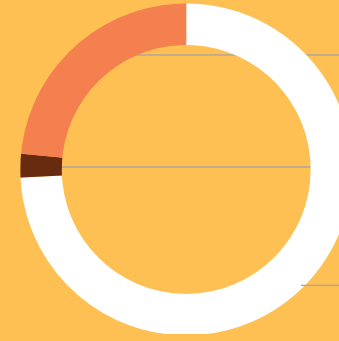
SANDUMA

NSE Scrip Code

Market Price Data (NSE) as on 7 May 2026

SHAREHOLDING SUMMARY

(IN %)



23.49

Public

2.29

FII + DII

74.22

Promoters

Shareholding Data as on 31 March 2026. Data rounded-off where necessary.



Safe Harbor

This document which has been prepared by The Sandur Manganese & Iron Ores Limited (the "Company", "SMIORE"), solely for information purposes and do not constitute any offer, recommendation or invitation to purchase or subscribe any securities, and shall not form the basis or be relied on in connection with any contract or binding commitment whatsoever. No offering of securities of the Company will be made except by means of a statutory offering document containing detailed information about the Company.

This document has been prepared by the Company based on information and data which the Company considers reliable, but the Company makes no representation or warranty, express or implied, whatsoever, and no reliance shall be placed on, the truth, accuracy, completeness, fairness and reasonableness of the contents of this Document. This Document may not be all inclusive and may not contain all of the information that you may consider material. Any liability in respect of the contents of, or any omission from, this Document is expressly excluded.

Certain matters discussed in this Document may contain statements regarding the Company's market opportunity and business prospects that are individually and collectively forward-looking statements. Such forward-looking statements are not guarantees of future performance and are subject to known and unknown risks, uncertainties and assumptions that are difficult to predict. These risks and uncertainties include, but are not limited to, the performance of the Indian economy and of the economies of various international markets, the performance of the industry in India and world-wide, competition, the Company's ability to successfully implement its strategy, the Company's future levels of growth and expansion, technological implementation, changes and advancements, changes in revenue, income or cash flows, the Company's market preferences and its exposure to market risks, as well as other risks. The Company's actual results, levels of activity, performance or achievements could differ materially and adversely from results expressed in or implied by this Document. The Company assumes no obligation to update any forward-looking information contained in this Document. Any forward-looking statements and projections made by third parties included in this Document are not adopted by the Company and the Company is not responsible for such third-party statements and projections.



**THE SANDUR MANGANESE
& IRON ORES LIMITED**

Get in touch

NEHA THOMAS
COMPANY SECRETARY
AND COMPLIANCE
OFFICER

secretarial@sandurgroup.com
investors@sandurgroup.com

SAYAM POKHARNA
INVESTOR
RELATIONS ADVISOR
TIL ADVISORS
PRIVATE LIMITED

sayam@theinvestmentlab.in
+91 94266 60791

DIWAKAR PINGLE
INVESTOR
RELATIONS ADVISOR
ERNST & YOUNG LLP
diwakar.pingle@in.ey.com