

The Sandur Manganese & Iron Ores Limited

(An ISO 9001:2015; ISO 14001:2015 and 45001:2018 certified company)

CIN: L85110KA1954PLC000759 Website: www.sandurgroup.com

Email ID: secretarial@sandurgroup.com

REGISTERED OFFICE

'SATYALAYA', No.266
Ward No.1, Palace Road
Sandur - 583 119, Ballari District
Karnataka, India
Tel: +91 8395 283173/ 199



CORPORATE OFFICE

'SANDUR HOUSE', No.9
Bellary Road, Sadashivanagar
Bengaluru - 560 080
Karnataka, India
Tel: +91 80 4152 0176 - 79 / 4547 3000

SMIORE / SEC / 2025-26 / 80

5 February 2026

BSE Limited
Phiroze Jeejeebhoy Towers
Dalal Street
Mumbai - 400 001
Scrip Codes: 504918 & 976135
Symbol: SANDUMA

National Stock Exchange of India Limited
Exchange Plaza, C-1, Block G
Bandra-Kurla Complex
Mumbai - 400 051
Symbol: SANDUMA

Dear Sir/ Madam,

Sub: Newspaper Publication

Pursuant to the provisions of Securities and Exchange Board of India (Listing Obligations and Disclosure Requirements) Regulations, 2015, please find enclosed herewith copies of Financial Express (English) and Sanjevani (Kannada) dated today i.e., 5 February 2026, in which unaudited standalone and consolidated financial results for the quarter and nine months ended 31 December 2025 have been published.

Stock Exchanges are requested to kindly take the same on record.

Thank you

for The Sandur Manganese & Iron Ores Limited

Neha Thomas


Company Secretary & Compliance Officer

ICSI Membership No. A60853

Encl: A/a

MINES OFFICE: Deogiri - 583112, Sandur Taluk, Ballari District; Tel: +91 8395 271028

PLANT OFFICE: Metal & Ferroalloy Plant, Vyasankere, Mariyammanahalli - 583 222, Hosapete Taluk, Vijayanagara District;
Tel: +91 8394 294802 / 805



The Sandur Manganese & Iron Ores Limited

Registered Office: 'SATYALAYA', Door No. 266 (Old No.80), Behind Taluka Office, Palace Road, Ward No.1, Sandur - 583 119, Ballari District, Karnataka;
CIN: L85110KA1954PLC000759; Website: www.sandurgroup.com; Email ID: secretarial@sandurgroup.com; Telephone: +91 8395 283173/199

STATEMENT OF UNAUDITED STANDALONE AND CONSOLIDATED FINANCIAL RESULTS FOR THE QUARTER AND NINE MONTHS ENDED 31 DECEMBER 2025

The Board of Directors of the Company, at its meeting held on 4 February 2026, approved the unaudited standalone and consolidated financial results of the Company for the quarter and nine months ended 31 December 2025.


The financial results, along with the Limited Review Report issued by M/s. Deloitte Haskins & Sells (FRN: 008072S), the Statutory Auditor of the Company, have been made available on the website of the Company at <https://www.sandurgroup.com/quarterly-results> and can be accessed by scanning the Quick Response (QR) code.

The same can also be accessed from the websites of Stock Exchanges where the shares of the Company are listed - BSE Limited at <https://www.bseindia.com/> and National Stock Exchange of India Limited at <https://www.nseindia.com/>.

for The Sandur Manganese & Iron Ores Limited
Sd/-
Bahirji Ajai Ghorpade
Managing Director

Place: Bengaluru
Date: 4 February 2026

Note: The above intimation is in accordance with Regulations 47(1) and 52(8) of SEBI (Listing Obligations and Disclosure Requirements) Regulations, 2015.



Aurionpro

LEAD THE NEXT

AURIONPRO SOLUTIONS LIMITED

Regd. Office: Synergia IT Park, Plot No. R-270, T.T.C. Industrial Estate, Near Rabale Police Station, Rabale, Navi Mumbai - 400701.
Phone: +91-22-4040-7070, Fax: +91-22-4040-7080.
Email: investor@aurionpro.com; Website: www.aurionpro.com

UNAUDITED CONSOLIDATED FINANCIAL RESULTS FOR QUARTER AND NINE MONTHS ENDED 31ST DECEMBER, 2025

Sr. No.	Particulars	Quarter Ended			Nine Months Ended		Year Ended
		31-Dec-25	30-Sep-25	31-Dec-24	31-Dec-25	31-Dec-24	31-Mar-25
		Unaudited	Unaudited	Unaudited	Unaudited	Unaudited	Audited
1	Total Income from Operations	37,102.51	35,767.18	30,611.47	1,06,551.80	84,601.31	1,17,296.71
2	Net Profit / (Loss) for the period (before Tax, Exceptional and/or Extraordinary items*)	6,459.60	6,947.29	5,920.18	19,385.70	16,625.10	22,520.93
3	Net Profit / (Loss) for the period before tax (after Exceptional and/or Extraordinary items*)	5,649.64	6,947.29	5,920.18	18,575.74	16,625.10	22,520.93
4	Net Profit / (Loss) for the period after tax (after Exceptional and/or Extraordinary items*)	4,393.76	5,585.16	4,780.52	15,042.56	13,792.29	18,842.80
5	Total Comprehensive Income for the period [Comprising Profit / (Loss) for the period (after tax) and Other Comprehensive Income (after tax)]	5,755.59	5,237.89	4,758.71	16,014.98	13,802.28	18,886.85
6	Equity Share Capital	5,379.97	5,370.95	5,370.95	5,379.97	5,370.95	5,370.95
7	Reserves (excluding Revaluation Reserve) as shown in the Audited Balance Sheet of the previous year						1,44,954.81
8	Earnings per equity share (for Continuing and Discontinuing Operations)						
	- Basic (Rs.)	7.83	10.12	8.81	27.47	25.33	34.72
	- Diluted (Rs.)	7.63	9.85	8.69	26.75	24.97	34.21

Key numbers of Standalone Financial Results

Sr. No.	Particulars	Quarter Ended			Nine Months Ended		Year Ended
		31-Dec-25	30-Sep-25	31-Dec-24	31-Dec-25	31-Dec-24	31-Mar-25
		Unaudited	Unaudited	Unaudited	Unaudited	Unaudited	Audited
1	Turnover	21,841.71	24,715.45	21,292.93	68,266.70	54,588.30	79,804.04
2	Profit before tax	3,231.37	4,128.55	3,490.92	10,506.22	7,468.01	10,936.64
3	Profit after tax	2,424.39	3,172.91	2,748.57	7,934.62	5,892.36	8,502.40

a) The above is an extract of the detailed format of Statement of Unaudited Consolidated Financial Results for the Quarter ended 31st December 2025 filed with the Stock Exchanges under Regulation 33 of the SEBI (Listing Obligations and Disclosure Requirements) Regulations, 2015. The full format of the quarter ended financial results are available on the websites of the Stock Exchange(s) and Company's website viz. www.aurionpro.com.

b) Figures for previous period / year have been regrouped / reclassified, wherever necessary to make them comparable with those of the current quarter.

c) *Exceptional and/or Extraordinary items adjusted in the Statement of Financial Results in accordance with Ind-AS Rules / AS Rules, whichever is applicable.

For Aurionpro Solutions Limited
Sd/-
Amit Sheth
Co-Chairman and Director
DIN-00122623

Place : Navi Mumbai
Date : 04-02-2026



Adfactors 780/26

Welspun ENTERPRISES

WELSPUN ENTERPRISES LIMITED

CIN: L45201GJ1994PLC023920
Regd. Office : Welspun City, Village Versamedi, Taluka Anjar, District Kutch, Gujarat - 370110.
Corp. Office : Welspun House, Kamala City, Senapati Bapat Marg, Lower Parel (West), Mumbai - 400013.
Website: www.welspunenterprises.com Email Id : companysecretary_wel@welspun.com

Extract of Statement of Unaudited Consolidated Financial Results for the quarter and nine months ended 31 December 2025

Sr. No.	PARTICULARS	(Rupees in Crores)					
		Quarter ended			Period ended		Year ended
		31 Dec, 2025	30 Sept, 2025	31 Dec, 2024	31 Dec, 2025	31 Dec, 2024	31 March, 2025
		(Unaudited)	(Unaudited)	(Unaudited)	(Unaudited)	(Unaudited)	(Audited)
1	Total income	806.49	803.26	918.96	2,480.37	2,716.64	3,792.59
2	Net Profit for the period from continuing operations (before tax and exceptional items)	109.14	125.65	116.65	388.62	372.11	519.21
3	Net Profit for the period from continuing operations before tax (after exceptional items)	60.28	125.65	116.65	339.76	372.13	519.99
4	Net profit after tax and share in profit / (loss) of associate and discontinuing operations	30.74	98.08	77.05	229.99	248.34	353.83
5	Total Comprehensive Income for the period	26.16	99.49	76.88	226.36	246.21	352.04
6	Net Profit for the period from continuing operations after tax (after exceptional items and excluding non-controlling interests)	26.72	87.89	77.50	217.94	252.04	352.30
7	Net Profit / (Loss) for the period from discontinuing operations after tax (after exceptional items and excluding non-controlling interests)	(2.70)	2.52	(6.01)	(12.75)	(24.02)	(29.74)
8	Net Profit for the period from continuing and discontinuing operations after tax and after exceptional items and excluding non-controlling interests	24.02	90.41	71.49	205.19	228.02	322.56
9	Total Comprehensive Income for the period from continuing and discontinuing operations (Comprising profit for the period (after tax) and Other Comprehensive Income (after tax) and excluding non-controlling interests	19.44	91.82	71.32	201.56	225.89	320.77
10	Paid-up equity share capital, net of treasury shares (Face Value Rs. 10/- each)	136.81	136.71	136.71	136.81	136.71	136.71
11	Reserves (excluding Revaluation Reserve)						
12	Earnings per share (EPS) for continuing operations *						
	(a) Basic EPS (in Rs)	1.94	6.43	5.64	15.93	18.44	25.79
	(b) Diluted EPS (in Rs)	1.93	6.35	5.60	15.75	18.21	25.45
13	Earnings per share (EPS) for continuing and discontinuing operations *						
	(a) Basic EPS (in Rs)	1.75	6.61	5.21	15.00	16.68	23.61
	(b) Diluted EPS (in Rs)	1.73	6.53	5.16	14.81	16.48	23.30

* Earnings per share not annualised for quarter and nine months ended results. In respect of Diluted earnings per share, the effects of all dilutive potential equity shares are adjusted except when the results would be anti-dilutive.


Notes :-

1 The above is an extract of detailed format of quarterly and nine months ended financial results filed with the stock exchanges under Regulation 33 of the SEBI (Listing Obligations and Disclosure Requirements) Regulation 2015. The full format of the quarterly and nine months ended financial results are available on the Stock Exchanges website www.bseindia.com and www.nseindia.com and also on company's website www.welspunenterprises.com.


2 Additional information on standalone financial results is as follows :-

Sr. No.	PARTICULARS	Quarter ended			Period ended		Year ended
		31 Dec, 2025	30 Sept, 2025	31 Dec, 2024	31 Dec, 2025	31 Dec, 2024	31 March, 2025
		(Unaudited)	(Unaudited)	(Unaudited)	(Unaudited)	(Unaudited)	(Audited)
		(Unaudited)	(Unaudited)	(Unaudited)	(Unaudited)	(Unaudited)	(Audited)
1	Total Income	612.39	617.91	709.48	1,865.96	2,173.77	2,933.78
2	Net profit for the period (before tax and exceptional items)	73.10	95.39	95.18	285.15	300.97	412.87
3	Net profit for the period before tax (after exceptional items)	73.10	95.39	95.18	285.15	300.97	413.19
4	Net profit for the period after tax	55.20	73.24	69.44	215.21	223.09	307.70
5	Total Comprehensive Income for the period (after tax)	51.85	74.63	69.29	212.80	221.01	305.90

For Welspun Enterprises Limited
Sd/-
Sandeep Garg
Managing Director
DIN: 00036419



Place: Mumbai
Date: 04 February, 2026



STL NETWORKS LIMITED

Corporate Identity Number : L72900PN2021PLC199875
Registered Office : 4th Floor, Godrej Millennium, Koregaon Road 9, STS 12/1, Pune, Maharashtra, India, 411001
Corporate Office : Capital Cyberscape, 15th Floor, Sector - 59, Gurugram, Haryana, 122102
Tel. No. 0124 – 4561850; Website : www.inveniatech.com; E-mail : investors@inveniatech.com


STATEMENT OF UNAUDITED FINANCIAL RESULTS (STANDALONE & CONSOLIDATED) FOR THE QUARTER & NINE MONTHS ENDED DECEMBER 31, 2025


The Board of Directors of the Company, at its meeting held on February 03, 2026, approved the Unaudited Financial Results (Standalone & Consolidated) of the Company for the Quarter & Nine months ended December 31, 2025 ("Financial Results").

The Financial results along with Limited Review Report, have been posted on the Company's website at <https://inveniatech.com/investor-relations/> and can be accessed by scanning the QR Code.

For and on behalf of the Board of Directors of STL Networks Limited
Sd/-
Pankaj Malik
CEO & Whole Time Director

Note : The above information is in accordance with Regulation 33 read with Regulation 47(1) and Regulation 52(8) of the SEBI (Listing Obligation and Disclosure Requirements) Regulations, 2015





Signatureglobal (India) Limited

Registered office: 13th floor, Dr. Gopal Das Bhawan, 28, Barakhamba Road, New Delhi-110001
CIN - L70100DL2000PLC104787, Website: www.signatureglobal.in
Tel: 011 49281700, Email: cs@signatureglobal.in

EXTRACT OF UNAUDITED CONSOLIDATED FINANCIAL RESULTS FOR THE QUARTER AND NINE MONTHS PERIOD ENDED 31ST DECEMBER 2025

(Rs. in million unless otherwise stated)

S. No.	Particulars	Quarter ended			Nine months period ended		Year ended
		31 December 2025 (Unaudited)	30 September 2025 (Unaudited)	31 December 2024 (Unaudited)	31 December 2025 (Unaudited)	31 December 2024 (Unaudited)	31 March 2025 (Audited)
		(Unaudited)	(Unaudited)	(Unaudited)	(Unaudited)	(Unaudited)	(Audited)
1	Total income from operations	3,127.63	3,725.13	8,621.47	15,836.28	20,675.56	26,379.90
2	Net Profit / (Loss) for the period (before Tax, Exceptional and/or Extraordinary items)	(597.55)	(615.99)	262.53	(756.22)	323.49	1,050.72
3	Net Profit / (Loss) for the period before tax (after Exceptional and/or Extraordinary items)	(597.55)	(615.99)	262.53	(756.22)	323.49	1,050.72
4	Net Profit / (Loss) for the period after tax (after Exceptional and/or Extraordinary items)	(453.38)	(468.61)	291.35	(577.64)	400.83	1,012.09
5	Total Comprehensive Income for the period [Comprising Profit / (Loss) for the period (after tax) and Other Comprehensive Income (after tax)]	(452.80)	(465.90)	292.14	(579.00)	392.73	1,002.06
6	Paid up Equity Share Capital	140.51	140.51	140.51	140.51	140.51	140.51
7	Reserves (excluding Revaluation Reserve)						7,126.83
8	Securities Premium Account	10,455.62	10,455.62	10,455.62	10,455.62	10,455.62	10,455.62
9	Net Worth	6,348.27	6,717.81	6,136.58	6,348.27	6,136.58	6,745.34
10	Paid up Debt Capital/Outstanding Debt	31,262.21	25,616.89	24,499.32	31,262.21	24,499.32	23,660.26
11	Outstanding Redeemable Preference Shares	NA	NA	NA	NA	NA	NA
12	Debt Equity Ratio	4.53	3.52	3.66	4.53	3.66	3.24
13	Earnings / (Loss) Per Share (of Rs. 1/- each) (for continuing and discontinued operations) -						
	Basic :	(3.22)	(3.34)	2.07	(4.11)	2.85	7.19
	Diluted :	(3.22)	(3.34)	2.07	(4.11)	2.85	7.19
14	Capital Redemption Reserve	NA	NA	NA	NA	NA	NA
15	Debt Service Coverage Ratio	(0.05)	(0.14)	0.16	(0.01)	0.12	0.18
16	Interest Service Coverage Ratio	(2.07)	(3.00)	3.39	(0.22)	2.35	3.57

1. In terms of Regulation 33 and 52 read with Regulation 63 of the SEBI (Listing Obligations and Disclosure Requirements) Regulations, 2015 (as amended), this Statement of Unaudited Consolidated Financial Results for the quarter and nine months period ended 31 December 2025 ("Unaudited Consolidated Financial Results") of Signatureglobal (India) Limited (the "Holding Company" or the "Company") and its subsidiaries (the Company along with subsidiaries together referred to as "the Group") has been reviewed by the Audit Committee and approved by the Board of Directors at their respective meetings held on 3 February 2026 and have been subjected to limited review by the statutory auditors of the Company.

2. The Unaudited Consolidated Financial Results, for the quarter and nine months period ended 31 December 2025 have been prepared in accordance with the recognition and measurement principles of Indian Accounting Standards 34, Interim Financial Reporting ("Ind AS - 34"), prescribed under Section 133 of the Companies Act, 2013 (the Act) and other accounting principles generally accepted in India and is in compliance with the presentation and disclosure requirement of SEBI (Listing Obligations and Disclosure Requirements) Regulations, 2015 (as amended).

3. During the quarter and nine months period ended 31 December 2025, the Holding Company has issued 87,500 rated, listed, secured, redeemable Non Convertible Debentures (NCDs) having face value of Rs. 100,000 each aggregating of Rs. 8,750.00 million, on a private placement basis to International Finance Corporation (IFC). Such NCDs carry an interest rate of 11% per annum, payable on quarterly basis. The NCDs were listed on the Bombay Stock Exchange (BSE) on 17 October 2025. As at the reporting date, the Holding Company has fully utilized the proceeds in accordance with Clause 14.5 of the Debenture Trust Deed dated 30 September 2025. Such NCDs are redeemable in twelve equal quarterly instalments, starting from 15 April 2026 to 15 January 2029. As per the terms of the DTD, the NCDs are secured by way of first ranking exclusive charge over:

(a) Signatureglobal Business Park Limited' (SBPL) (the Subsidiary Company)'s specified Larger Lands (of which ~120.404 acres constitutes the Project Land) located at Sohna, Haryana alongwith all constructions (present and future) thereon, all present and future Receivables, all rights, title and interest to the development rights under the Collaboration Agreement (present and future) and to its specified Project Escrow Accounts and the amounts held therein; Insurance receivables; moveable assets in relation to the Projects etc.;

(b) The Company's rights, title and interest in the specified Accounts and the amounts lying in such Accounts, all present and future Receivables of the Company.

As per the terms of the Debenture Trust Deed, the Group is required to maintain at all times, Minimum Security Cover equal to 1.50x (one point five times) of the outstanding principal amount and interest due on the Debentures. As required under the DTD, the management has considered the market/ fair value of SBPL's Project Land, as per the valuation report issued by third-party expert valuer appointed by the management, as tabulated below:

Market / Fair Value of Project land	Amount (Rs. in million)
Market / Fair value as on 31 December 2025, per valuation report	36,764.00

4. Consequent to the management's decision during the quarter ended 30 September 2025, to sell one of its investment property in Delhi NCR, the Group had been carrying such property under 'asset classified as held for sale', in accordance with applicable Ind AS. During the quarter ended 31 December 2025, the Group has executed the sale deed on 30 December 2025, and the said transaction has got concluded.

5. The Government of India has recently consolidated 29 existing labour legislations into a unified framework comprising four Labour Code viz Code on Wages 2019, Code on Social Security, 2020, Industrial Relations Code, 2020, and Occupational Safety, Health and Working Conditions Code, 2020 (collectively referred to as the New Labour Codes). These New Labour Codes have been notified on 21 November 2025. The Ministry of Labour & Employment published draft Central Rules and FAQs to enable assessment of the financial impact due to changes in regulations. The Group has assessed the impact of these changes with the best available information and guidance provided by the Institute of Chartered Accountants of India ("ICAI"). The impact of these changes is not material on the consolidated financial results. The Group continues to monitor the finalisation of Central/ State Rules and clarifications from the Government on other aspects of the Labour Codes and would provide appropriate accounting effect as and when such clarifications are issued/ rules are notified.

Key Standalone financial information is given below:


(Rs. in million unless otherwise stated)

S. No.	Particulars	Quarter ended			Nine months period ended		Year ended
		31 December 2025 (Unaudited)	30 September 2025 (Unaudited)	31 December 2024 (Unaudited)	31 December 2025 (Unaudited)	31 December 2024 (Unaudited)	31 March 2025 (Audited)
		(Unaudited)	(Unaudited)	(Unaudited)	(Unaudited)	(Unaudited)	(Audited)
1	Total income from operations	3,672.08	3,112.61	7,002.71	10,807.30	14,482.95	19,882.04
2	Net Profit / (Loss) for the period (before Tax, Exceptional and/or Extraordinary items)	(179.09)	(357.91)	277.54	(357.46)	(1.92)	622.92
3	Net Profit / (Loss) for the period before tax (after Exceptional and/or Extraordinary items)	(179.09)	(357.91)	277.54	(357.46)	(1.92)	622.92
4	Net Profit / (Loss) for the period after tax (after Exceptional and/or Extraordinary items)	(134.82)	(265.16)	277.73	(269.75)	103.74	625.37
5	Total Comprehensive Income for the period [Comprising Profit / (Loss) for the period (after tax) and Other Comprehensive Income (after tax)]	(136.38)	(261.58)	278.27	(271.31)	99.45	620.50
6	Paid up Equity Share Capital	140.51	140.51	140.51	140.51	140.51	140.51
7	Reserves (excluding Revaluation Reserve)						9,152.67
8	Securities Premium Account	10,455.58	10,455.58	10,455.58	10,455.58	10,455.58	10,455.58
9	Net Worth	8,818.31	8,870.70	8,357.31	8,818.31	8,357.31	8,878.35
10	Paid up Debt Capital/Outstanding Debt	31,440.35	21,208.77	17,483.76	31,440.35	17,483.76	16,088.26
11	Outstanding Redeemable Preference Shares	NA	NA	NA	NA	NA	NA
12	Debt Equity Ratio	3.41	2.28	1.99	3.41	1.99	1.73
13	Earnings / (Loss) Per Share (of Rs. 1/- each) (for continuing and discontinued operations) -						
	Basic :	(0.96)	(1.89)	1.98	(1.92)	0.74	4.45
	Diluted :	(0.96)	(1.89)	1.98	(1.92)	0.74	4.45
14	Capital Redemption Reserve	NA	NA	NA	NA	NA	NA
15	Debt Service Coverage Ratio	0.17	0.05	0.29	0.15	0.19	0.25
16	Interest Service Coverage Ratio	0.83	0.32	1.76	0.88	1.13	1.53

The above is an extract of the detailed format of quarter and nine months period ended Financial Results filed with the Stock Exchanges under Regulation 33 and 52 read with Regulation 63 of the Securities and Exchange Board of India (Listing Obligations and Disclosure Requirements) Regulations, 2015. The full format of the quarter and nine months period ended Financial Results are available on the websites of the Stock Exchanges at www.bseindia.com/www.nseindia.com and Company's website at <https://www.signatureglobal.in/financials> and can be accessed by scanning the below mentioned QR Code.

For the other line items referred in Regulation 52(4) of the SEBI (Listing Obligations and Disclosure Requirements) Regulations, 2015, pertinent disclosures have been made to the Stock Exchange(s) and are available on the websites of the Stock Exchanges at www.bseindia.com, www.nseindia.com and Company's website at <https://www.signatureglobal.in/financials>.

Place: Gurugram
Date: 3 February 2026



On behalf of the Board of Directors
For Signatureglobal (India) Limited
Ravi Aggarwal
Managing Director

ಗಿದ್ದು, ಅರ್ಹ ಮಹಿಳಾ ಸ್ವ-ಸಹಾಯ ಸಂಘಗಳು ಅಗತ್ಯ ದಾಖಲೆಗಳೊಂದಿಗೆ ಭೇಟಿ ಮಾಡಿದ ನಿಗದಿತ ಅರ್ಜಿ ಸಮೂಹ ಹಾಗೂ ಅವಶ್ಯಕ ದಾಖಲೆಗಳನ್ನು ಫೆ.16 ರ ಸಂಜೆ 05.30 ರೊಳಗಾಗಿ ಮುಚ್ಚಿದ ಲಕೋಟೆಯಲ್ಲಿ ಕೂಡು ಪ್ರರಸಭೆ ಕಛೇರಿಗೆ ಸಲ್ಲಿಸಬೇಕು ಎಂದು ಮುಖ್ಯಾಧಿಕಾರಿ ಪ್ರಕಟಣೆಯಲ್ಲಿ ತಿಳಿಸಿದ್ದಾರೆ.